

## CCIL All Sovereign Bonds Index (CASBI)

### Introduction

The government securities market is considered as the backbone of fixed income securities market and is the prime funding avenue for the government. It serves as a benchmark for portfolio management, an indicator of market performance and development, and also forms the basis for derivative products like options and futures. CASBI index is designed to capture the performance of the bond market due to broad movement of rates across tenors. The index comprises 31 securities spread across all tenors.

#### BOND INCLUSION RULES

**Data:** At least one representative bond from each of the maturity years of the currently outstanding bonds

**Issuer:** Central Government

**Price:** Volume weighted average price (VWAP) or model price when there are no trades

**Tenor:** Minimum tenor is 1.5 years (Residual maturity on the index resetting date is considered)

**Base Date:** December 31, 2003

**Base Value:** 1000

**Weighting:** Market Capitalization

**Rebalancing:** Monthly

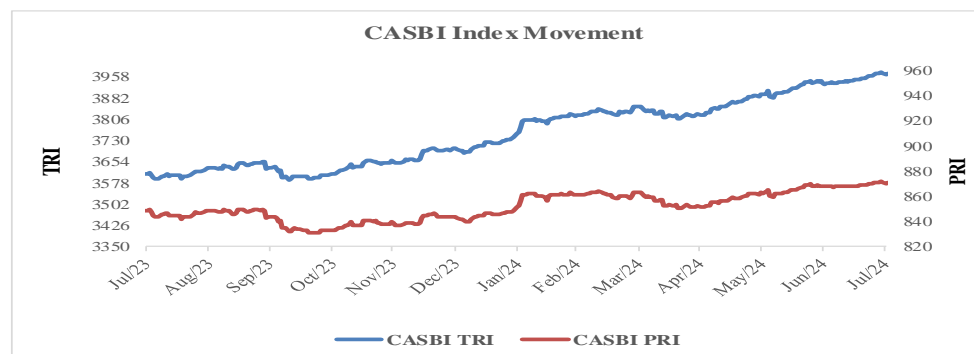
**No. of Bonds:** 31

#### CASBI Index Constituents - Jul-24

7.10% GS 2034 (51.15%)	6.54% GS 2032 (0.91%)	8.13% GS 2045 (0.06%)
7.18% GS 2033 (14.69%)	7.33% GS 2026 (0.76%)	7.40% GS 2062 (0.05%)
7.32% GS 2030 (6.02%)	7.46% GS 2073 (0.54%)	7.72% GS 2049 (0.03%)
7.23% GS 2039 (5.7%)	7.54% GS 2036 (0.53%)	7.69% GS 2043 (0.03%)
7.18% GS 2037 (4.95%)	7.25% GS 2063 (0.52%)	8.30% GS 2042 (0.02%)
7.37% GS 2028 (3.21%)	7.40% GS 2035 (0.36%)	7.06% GS 2046 (0.02%)
7.30% GS 2053 (2.82%)	6.99% GS 2051 (0.23%)	6.80% GS 2060 (0.02%)
7.34% GS 2064 (2.39%)	6.67% GS 2050 (0.11%)	7.63% GS 2059 (0.01%)
7.02% GS 2031 (1.96%)	7.36% GS 2052 (0.11%)	8.30% GS 2040 (0%)
7.04% GS 2029 (1.51%)	6.95% GS 2061 (0.1%)	
7.38% GS 2027 (1.1%)	8.17% GS 2044 (0.06%)	

Note: Note: (1) Figure in paranthesis indicates the market share of respective security based on its traded volume as of the previous month. Non-traded securities would have 0% market share.

#### INDEX MOVEMENT

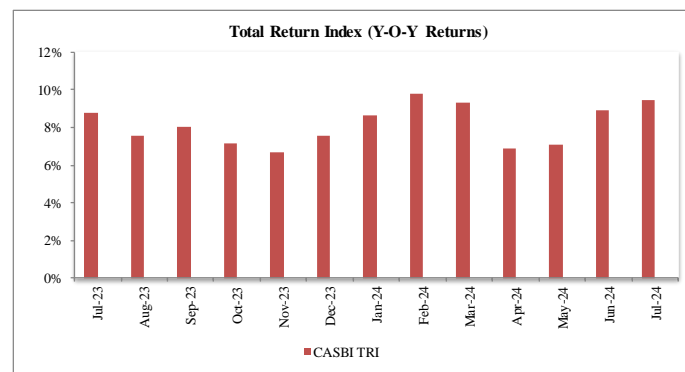
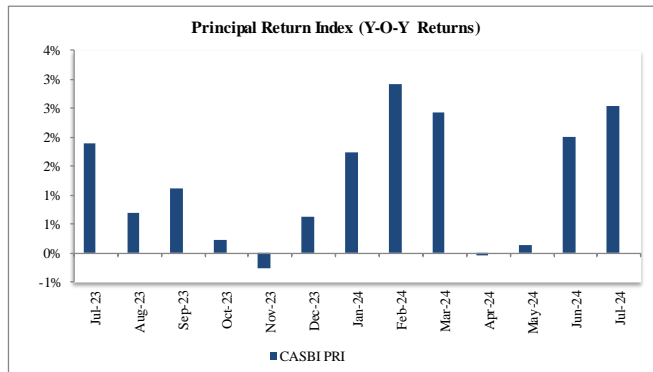


## INDEX LEVELS

Date	CASBI TRI	CASBI PRI	CASBI COUPON	CASBI DURATION
31-Jul-23	3608.6638	848.2672	7.1666	8.9748
30-Jun-24	3934.4199	868.2857	7.2704	9.5326
31-Jul-24	3965.7685	870.0961	7.2992	9.8181

## INDEX PERFORMANCE

Month-over-month Return(%)										
Period	CASBI TRI					CASBI PRI				
	2020	2021	2022	2023	2024	2020	2021	2022	2023	2024
Jan	0.57%	0.22%	-1.30%	0.49%	1.59%	-0.03%	-0.33%	-1.89%	-0.11%	1.00%
Feb	2.97%	-2.70%	1.54%	0.44%	1.61%	2.44%	-3.27%	1.02%	-0.11%	1.05%
Mar	1.06%	1.27%	-0.26%	1.32%	0.82%	0.47%	0.68%	-0.89%	0.70%	0.21%
Apr	1.35%	0.92%	-1.21%	1.64%	-0.78%	0.79%	0.37%	-1.83%	1.08%	-1.40%
May	1.96%	0.17%	-1.46%	1.69%	1.87%	1.43%	-0.39%	-2.11%	1.13%	1.31%
Jun	0.82%	-0.80%	0.22%	-0.82%	1.03%	0.45%	-1.17%	-0.18%	-1.22%	0.66%
Jul	1.40%	-0.09%	1.26%	0.27%	0.79%	0.86%	-0.67%	0.67%	-0.32%	0.21%
Aug	-2.00%	1.41%	1.79%	0.62%		-2.60%	0.85%	1.21%	0.02%	
Sep	0.68%	1.32%	-0.35%	0.06%		0.12%	0.77%	-0.96%	-0.54%	
Oct	1.76%	-0.48%	0.23%	-0.62%		1.23%	-1.06%	-0.38%	-1.26%	
Nov	0.90%	1.46%	1.69%	1.21%		0.35%	0.92%	1.12%	0.62%	
Dec	0.77%	-0.52%	0.37%	1.24%		0.23%	-1.10%	-0.23%	0.66%	



### DISCLAIMER:

This document contains data/information relating to the construction of CCIL Indices and is for information purpose only. Data/information in this document is subject to change without prior notice. CCIL or its agents makes no representations or warranties, express or implied about the completeness, accuracy, reliability or suitability of this document. CCIL or its agents accepts no liability for direct, indirect, incidental or consequential damages, losses arising out of, or in connection with the use of data/ information provided in this document. All proprietary rights, statutory or otherwise, in this document shall remain exclusive property of CCIL and any reproduction, distribution or transmission or modification is prohibited except with explicit approval of CCIL.

Economic Research Department

The Clearing Corporation of India Limited, CCIL Bhavan, College Lane, off S K Bole Road, Dadar (West), Mumbai - 400 028, Phone: 6154 6587/6581, res\_sur@ccilindia.co.in